


ZK4501-0024-xxxx | Motor extension cable 2.5 mm² with M23 plug, drag-chain suitable



M23, plug, straight, female, 8-pin – M23, socket, straight, male, 8-pin



Plugs

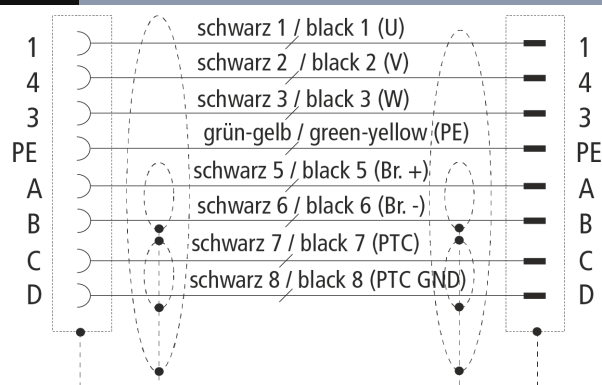
Electrical data	Head A	Head B
Rated voltage (power)	630 V AC/DC	630 V AC/DC
Rated voltage (signal/24V)	250 V AC/DC	250 V AC/DC
Rated current (power)	30 A max.	30 A max.
Rated current (signal/24V)	7 A max.	7 A max.
Rated impulse voltage (power)	6.0 kV	6.0 kV
Rated impulse voltage (signal/24V)	2.5 kV	2.5 kV
Contact resistance	< 5 mΩ (signal), < 3 mΩ (power)	< 5 mΩ (signal), < 3 mΩ (power)
Mechanical data		
Accessories type	Connector/cable	Connector/cable
Installation size	M23	M23
Connector type	plug	socket
Configuration	straight	straight
Contact type	female	male
Number of positions (face)	8-pin	8-pin

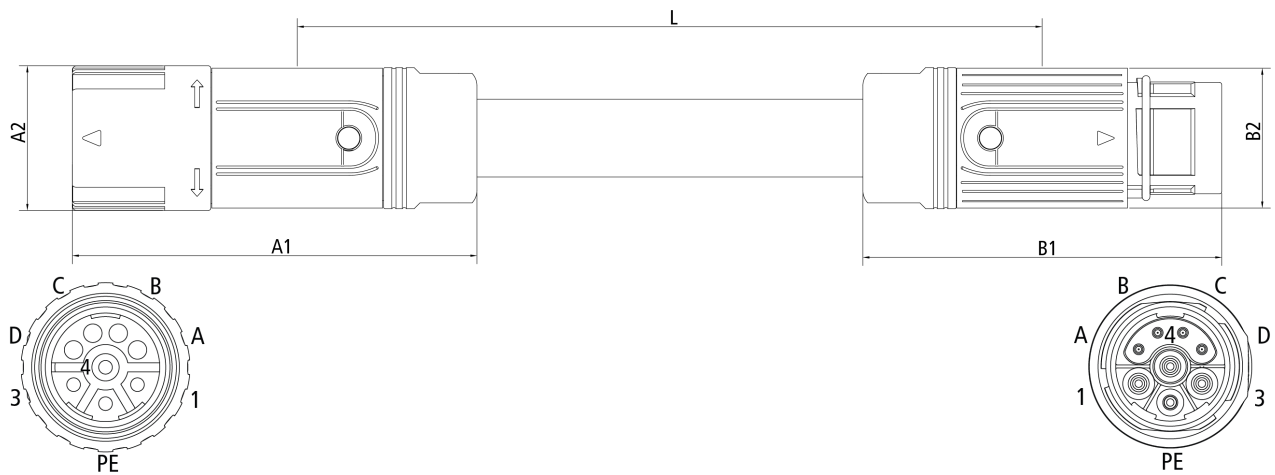
Wire termination	crimp connection	crimp connection
Mating cycles	500	500
Way of locking	Speedtec®	Speedtec®
Weight per piece	0.143 kg (0.3153 lb)	0.115 kg (0.2535 lb)
Body colour	metal	metal
Body material	zinc diecast/nickel plated	zinc diecast/nickel plated
Seal	FKM	FKM
Clamp ring	zinc diecast/nickel plated	brass/nickel plated
Contact carrier material	PA 6.6 mod., UL 94 V-0	PA 6.6 mod., UL 94 V-0
Contact material	brass/gold plated	brass/gold plated
Environmental data		
Special features	Max. height for operation 2000 m	Max. height for operation 2000 m
Ambient temperature (operation)	-20...+130 °C, -4...+266 °F	-20...+130 °C, -4...+266 °F
Protection class	IP 66/67 in screwed condition	IP 66/67 in screwed condition
Pollution level	3 (according to VDE 0110/EN61984 part 6.19.2.2)	3 (according to VDE 0110/EN61984 part 6.19.2.2)
Overvoltage category	3 (according to VDE 0110/EN61984 part 6.19.2.2)	3 (according to VDE 0110/EN61984 part 6.19.2.2)

Cable

Electrical data	
Operating voltage	max. 1000 V AC (UL)
Insulation resistance	≥ 2.5 GΩ * km
Wire resistance (power)	≤ 7.98 Ω/km (DIN EN 50395)
Wire resistance (signal/24V)	≤ 19.5 Ω/km (DIN EN 50395)
Wire resistance (brake)	≤ 19.5 Ω/km (DIN EN 50395)
Test voltage	4000 V, 50 Hz, 5 min. (wire/wire and wire/screen)
Mechanical data	
Cross section (power)	2.50 mm ² (approx. AWG14)
Cross section (signal)	1 mm ² (approx. AWG18)
Cross section (brake)	1.00 mm ² (approx. AWG18)
Min. bending radius, moved in drag chain	7.5 x outer cable diameter
Weight	300 kg/km (201.570 lb/1000 ft)
Outer cable diameter	14.6 mm ± 0.4 mm (0.5748" ± 0.0157")
Conductor material	Copper bare
Optical covering factor of shielding	≥ 85%

Use	drag-chain suitable
Max. acceleration	50 m/s ² (depending on travel distance)
Max. speed	5 m/s
Max. travel distance	50 m (horizontal)
Max. number of cycles	10 million
Jacket colour	orange
Material jacket	PUR (polyurethane)
Wire insulation material	PP (polypropylene)
Printing colour	black
Torsion angle in °/m	max. ± 30 °/m
Max. tensile load, dynamic	20 N/mm ²
Max. tensile load, static	50 N/mm ²
Environmental data	
Operation temperature range, moved	-40...+80 °C, -40...+176 °F
Operation temperature range, fixed installation	-50...+80 °C, -58...+176 °F
Oil resistance	According to DIN EN 60811.2.1
Flame-retardant	according to IEC 60332-1
CFC-free	yes
Halogen-free	yes
Silicone-free	yes
Approvals	UL-Style AWM 20234 80°C 1000 V

Contact assembly**Dimensions**



A1	79.00 mm
A2	28.00 mm
B1	70.00 mm
B2	20.00 mm

Notes

- Depending on the cable length (L), the following length tolerances apply: $\pm 2\text{-}3\%$
- Illustrations similar
- The last three digits of the ordering information is the cable length in decimeters, e.g. ZK4xxx-xxxx-x020 = cable length 2.00 m

Ordering information	Length
ZK4501-0024-xxxx	xxxx = cable length in decimetres
xxxx = 0050	example for 5 m length
	sold by the metre, admissible total cable length see documentation of Servo Drive

Beckhoff®, TwinCAT®, TwinCAT/BSD®, TC/BSD®, EtherCAT®, EtherCAT G®, EtherCAT G10®, EtherCAT P®, Safety over EtherCAT®, TwinSAFE®, XFC®, XTS® and XPlanar® are registered trademarks of and licensed by Beckhoff Automation GmbH. Other designations used in this publication may be trademarks whose use by third parties for their own purposes could violate the rights of the owners.

© Beckhoff Automation GmbH & Co. KG 09/2021

The information provided in this brochure contains merely general descriptions or characteristics of performance which in case of actual application do not always apply as described or which may change as a result of further development of the products. An obligation to provide the respective characteristics shall only exist if expressly agreed in the terms of contract.